


A Quick Guide for Accessing Scribd on Samsung Tablet




1. To power on / off, hold the power button from the right hand side for a few seconds.
2. Swipe the screen to unlock
3. Main Menu screen:

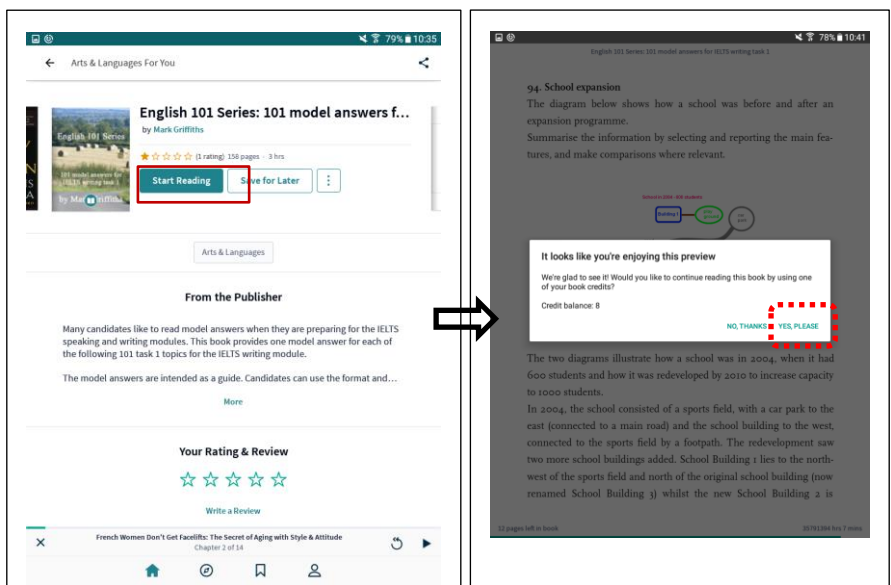


Update : each e-book reader is entitled to have:


- ✓ A maximum of **THREE** Books and **ONE** Audiobook of bestsellers and award winners **each month**
- ✓ Unlimited access to a Scribd Selects(rotating collection of books and audiobooks handpicked by Scribd Editors)
- ✓ Unlimited access to sheet music and documents

Get Started in Scribd

1. Tap  icon to open **Scribd** platform.
2. Tap  icon at the bottom to browse the subject categories, or tap  to search for a particular title
3. Select a book and tap the **“Start Reading”** icon for previewing.
4. Each book can be previewed for certain pages. When previewing is ended, you will be asked to confirm using one credit to download the whole book, see below example:



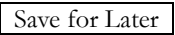
Once you click “yes, please”, one quota will be deducted.

- You can then retrieve the book in the 
- If all reading quotas for this e-book reader have been used up already, you'll be notified that *“You're out of Monthly Books until [a specific date], but your membership provides you with unlimited access to Scribd Selects”*



5. Return to the previous page, tap ← at the top

Download the e-book and read it offline



1. Downloading:

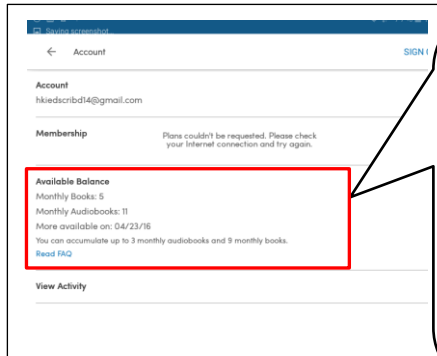
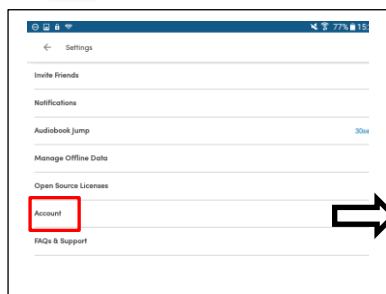
From the book cover page, select  icon

2. Offline Reading:

Tap   icon and then  icon to browse the downloaded book list and select a book for reading.

Check reading quota balance

Tap  and then tap  at the right top corner, select “Account”



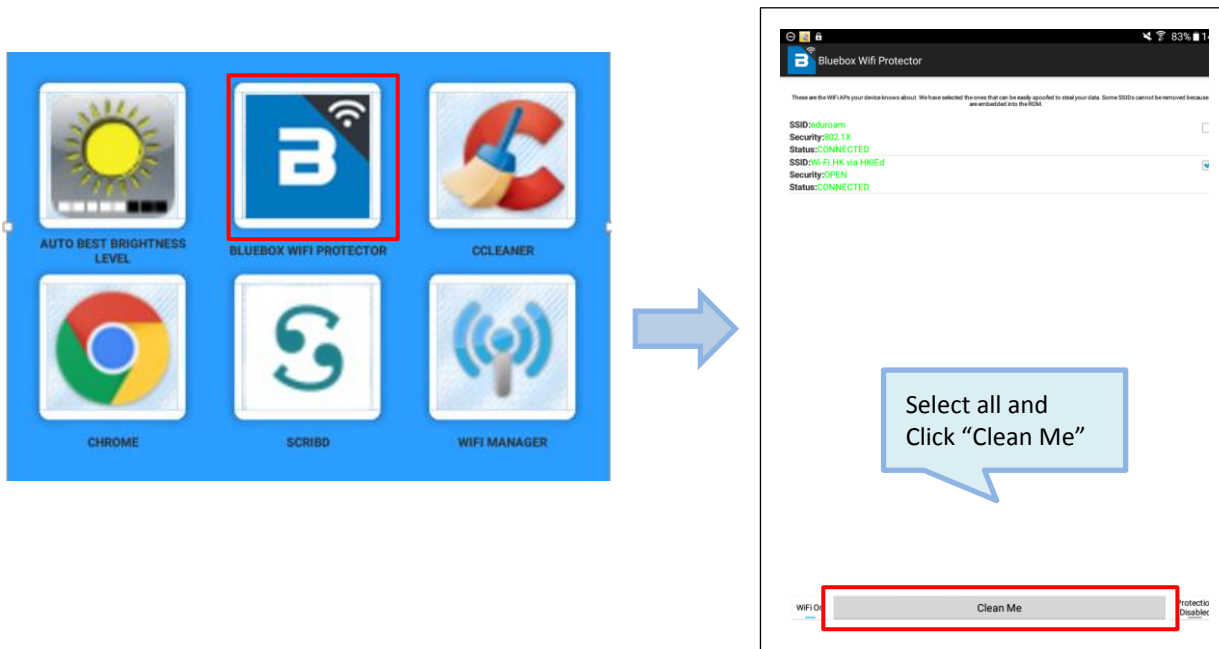
This example shows this reader has 5 books and 11 audiobooks quota left before [date]. Audiobook quota can accumulate up to 3 month and book quota can accumulate up to 9 month.

Please bring the reader to the Information Counter for assistance when all quotas have been used.

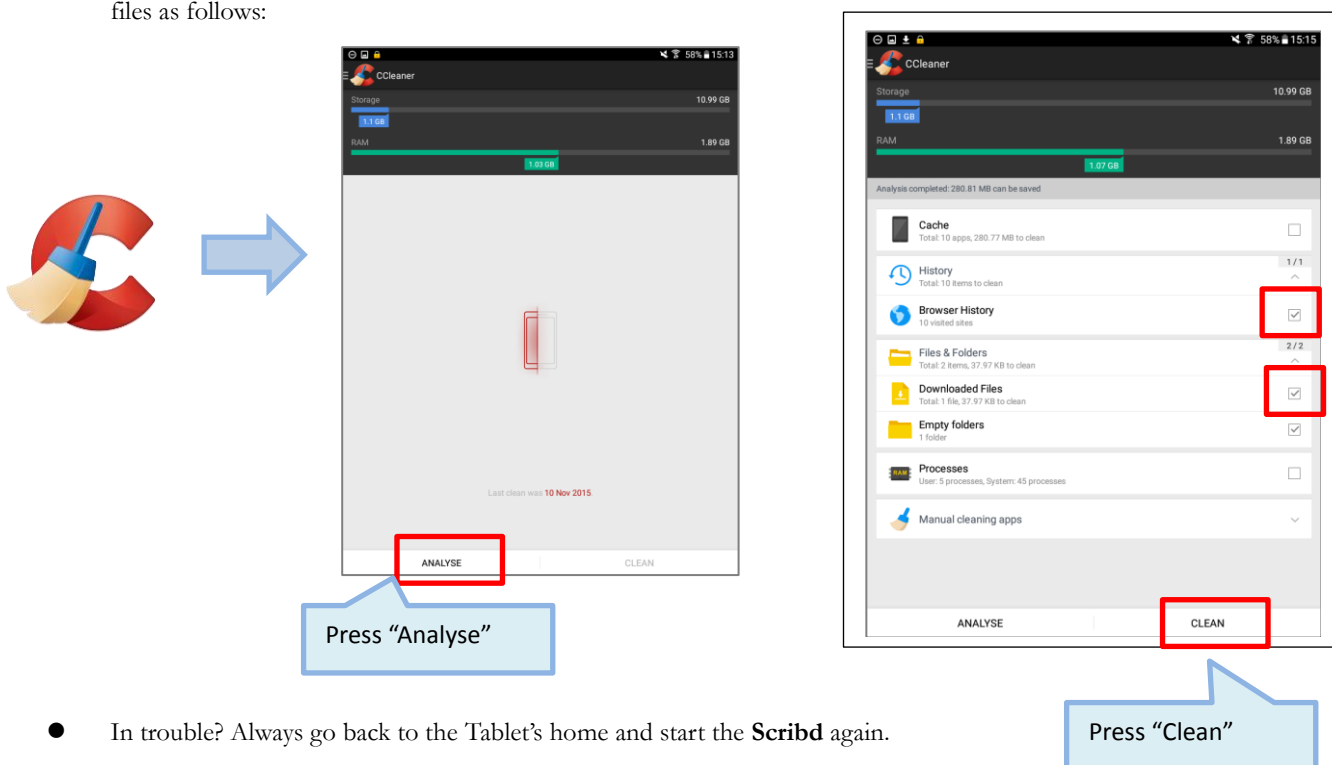
Important:

- Remove any book(s) you have downloaded and clear your personal WiFi network settings before you return the reader.

To clear the WiFi setting, use the “Bluebox Wifi Protector” following follow the steps below:



- To protect your privacy, you may use the “CCleaner” app to clear the Browser history and all the downloaded files as follows:



- In trouble? Always go back to the Tablet’s home and start the **Scridb** again.

Assistance:

Please bring the e-book reader back to the Information Counter in MMW Library for assistance when you encounter any problem in reading a particular book.

Updated on May 2017